

UNDERGROUND FIRE HYDRANT DN 80 - 100 PN16

07.300



Product description

- Underground fire hydrant for fire-fighting, drinking water and neutral liquids
- Service temperature from 0°C (excluding frost) to 70°C

Standards

- Designed according to EN 14339 and EN 1074-6
- Flange drilling to EN 1092-2 PN10/16

Tests

- All underground hydrants are individually hydrostatically tested according to EN 14339 and EN 1074-6
- Seal 1.1 x PN (in bar); Body: 1.5 x PN (in bar)

Corrosion protection

Hydrant

- Epoxy powder coating RAL 5005 (blue)
- Applied internal and external with a minimum coating thickness of 250 µm
- Potable water approved epoxy coating fusion bonded according to DIN 3476-1, EN 14901-1 and GSK approved

Protective box and bonnet

- Red-colored protective box and cover coating RAL 3000
- Interior and exterior coating of the box and cover in polyester UV rays

Approvals


- Certified according to EN 14384: Certif certificate ESI-004/2023 (DN80) and certificate ESI-005/2023 (DN100)
- CE mark according to EN 14384: Performance Statement certificate 1328-CPR-0064 (DN80) and certificate 1328-CPR-0099 (DN100)
- ACS Potability Certificate 23 ACC NY 534
- GSK Epoxy Coating Certificate GSK-ID:1247 (RAL-GZ 662)

Others

- Fucoli-Somepal is registered with the ANPC under No. 197 (under Ordinance 773/2009)
- Fucoli-Somepal is vogal at CT 46/SC2/SG1-1 (hydrant)

Features

- Prepared for fire-fighting and supplying potable water and neutral liquids.
- Simple installation and absolute security
- Hydrant DN 80 available with different outlets: storz 75 (B), barcelona 70 (UNE 23400), guillemin, threaded, or other
- Hydrant DN 100 available with different outlets: storz 110 (C), barcelona 100 (UNE 23400), guillemin, threaded, or other
- Connection to the pipeline through a mobile flange
- Brass stem washer provides stress fixation and low operating torque
- Stainless steel stem with rolled threads produced by cold rolling process, which keeps the steel structure and increase its mechanical resistance
- Stem sealing with 4 O-rings and a bottom joint in EPDM
- Round EPDM bonnet gasket fixed in a recess ensuring a perfect seal
- Body/bonnet bolts in stainless steel A2 encased and sealed ensuring full corrosion protection
- Protective box with cover and lock for restricted access to authorized services
- Protective box may be buried, but the access cover must remain above ground
- On request possibility of AISI 316L stainless steel spindle, NBR sealings, and other types of outlets for hose coupling are possible
- Cover and protective box available in other colours, customization on the protective box's cover with inscriptions and logo in high relief with minimal quantities.



Fucoli-Somepal
FUNDAÇÃO DE FERRO, S. A.

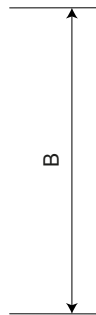
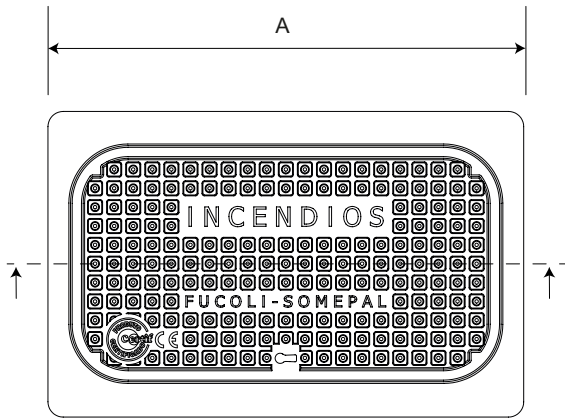
Visit our website at www.fucoli-somepal.pt

Head office: Estrada de Coselhas, 3000-125 Coimbra – Portugal | Tel.: (+351) 239 490100


Branch office: Rua de Aveiro 50, 3050-420 Pampilhosa – Portugal | Tel.: (+351) 239 490100 | comercial@fucoli-somepal.pt

UNDERGROUND FIRE HYDRANT DN 80 - 100 PN16

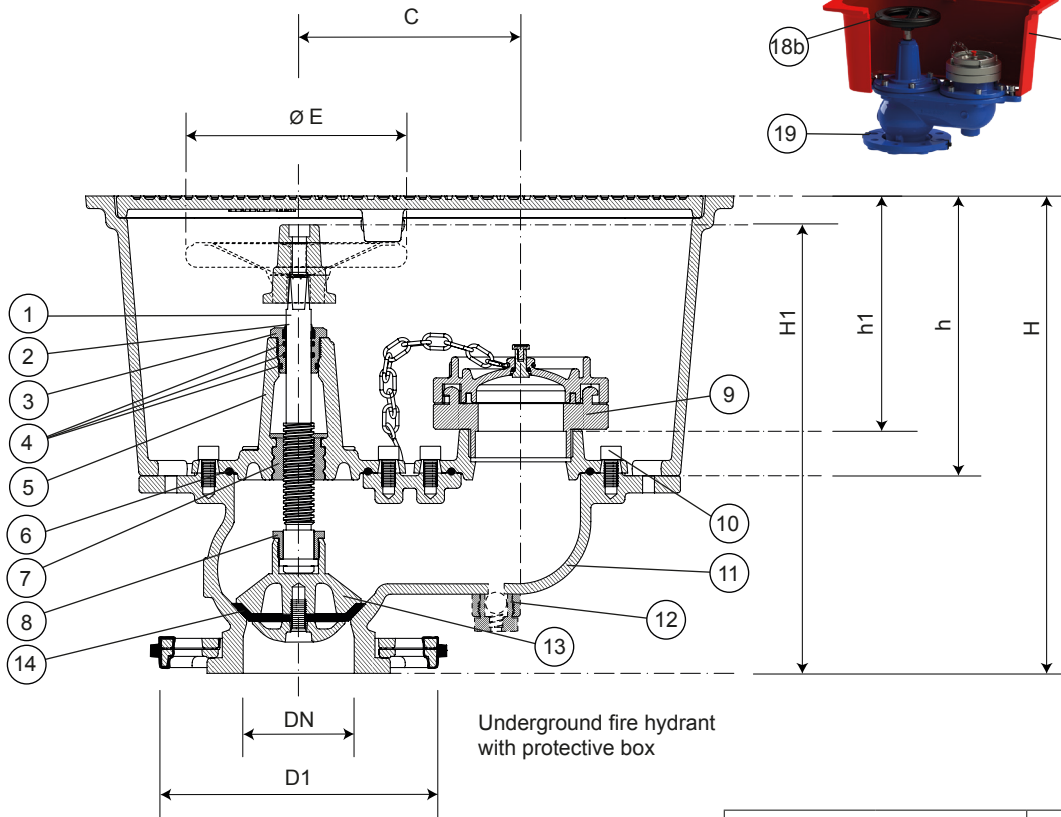
07.300



Underground fire hydrant with protective box option with stem cap



Underground fire hydrant with protective box option with handwheel



Underground fire hydrant with protective box

HYDRAULIC CHARACTERISTICS		Maximum operating torque	Minimum torque resistance
storz	(Kv)	MOT	mST
DN80	95 m ³ /h	105 Nm	210 Nm
DN100	184 m ³ /h	130 Nm	260 Nm

Component list

pos	components	material	standard	pos	components	material	standard
1	Stem	Stainless steel AISI 420	EN 10088-1	12	Automatic ball drain (option)	Brass	-
2	Clearing joint	Elastomer	-	13	Obturator	Ductile iron EN-GJS-500-7	EN 1563
3	Gland	Brass	EN 12164	14	Obturator joint	Elastomer EPDM WA	EN 681-1
4	O-rings	Elastomer EPDM	EN 681-1	15	Lock	Brass	EN 1982
5	Cover	Ductile iron EN-GJS-500-7	EN 1563	16	Protective box cover	Ductile iron EN-GJS-500-7	EN 1563
6	Bonnet gasket	Elastomer EPDM WA	EN 681-1	17	Protective box	Ductile iron EN-GJS-500-7	EN 1563
7	Stem nut	Brass	EN 12164	18a	Stem cap	Ductile iron EN-GJS-500-7	EN 1563
8	Obturator nut	Brass	EN 12164	18b	Handwheel	Printed steel ST W24	EN 10111 and 10130
9	Storz 75 cap	Aluminium AISI 12	EN 1706	19	Flange	Ductile iron EN-GJS-500-7	EN 1563
10	Bolts	Stainless steel A2	EN 10088-1				
11	Body	Ductile iron EN-GJS-500-7	EN 1563				

continued on next page

All the drawing, technical data, dimensions and weights are not binding. Subject to change. The components may be replaced by equivalent or higher materials without prior notice.

Ed.8 Rev. 7 2/3

UNDERGROUND FIRE HYDRANT DN 80 - 100 PN16

07.300



continued from previous page

Underground fire hydrant DN 80

Reference and dimensions

DN	code	Water outlet	stem cap	handwheel	D1 mm	H mm	H1		h mm	h1 mm	A mm	B mm	C mm	Ø E mm	turns to open	Kg approx.
							open	close								
Hydrant with protective box																
80	11209430	Storz 75			200	344	-	-	202	147	476	300	160	-	9	37
80	11209430DAD	Storz 75	•		200	344	368	328	202	147	476	300	160	-	9	37
80	11209430VOL	Storz 75		•	200	344	348	308	202	147	476	300	160	150	9	37
80	-	Barcelona 70			200	344	-	-	202	147	476	300	160	-	9	37
80	11209411	Barcelona 70	•		200	344	368	328	202	147	476	300	160	-	9	37
80	-	Barcelona 70		•	200	344	348	308	202	147	476	300	160	150	9	37
Hydrant without protective box																
80	11209450	Storz 75			200	-	-	-	-	-	-	-	160	-	9	15
80	11209450DAD	Storz 75	•		200	-	368	328	-	-	-	-	160	-	9	15
80	11209450VOL	Storz 75		•	200	-	348	308	-	-	-	-	160	150	9	15
80	-	Barcelona 70			200	-	-	-	-	-	-	-	160	-	9	15
80	-	Barcelona 70	•		200	-	-	-	-	-	-	-	160	-	9	15
80	-	Barcelona 70		•	200	-	-	-	-	-	-	-	160	150	9	15
Protection box of underground fire hydrant																
80	11209480	-	-	-	-	-	-	-	202	-	476	300	-	-	-	22

Option with automatic ball drain, add "P" to the underground fire hydrant
Also available in the option " w/ bend with foot DN 80" [for dimensions and more information see technical sheet 10.1004]

Underground fire hydrant DN 100

Reference and dimensions

DN	code	Water outlet	stem cap	handwheel	D1 mm	H mm	H1		h mm	h1 mm	A mm	B mm	C mm	Ø E mm	turns to open	Kg approx.
							open	close								
Hydrant with protective box																
100	11209460	Storz 110			220	376	-	-	202	117	560	346	214	-	10	47
100	11209460DAD	Storz 110	•		220	376	404	360	202	117	560	346	214	-	10	47
100	11209460VOL	Storz 110		•	220	376	387	343	202	117	560	346	214	200	10	47
100	-	Barcelona 100			220	376	-	-	202	117	560	346	214	-	10	47
100	11209440*	Barcelona 100	•		220	376	404	360	202	117	560	346	214	-	10	47
100	-	Barcelona 100		•	220	376	387	343	202	117	560	346	214	200	10	47
Hydrant without protective box																
100	11209470	Storz 110			220	-	-	-	-	-	-	-	214	-	10	24
100	11209470DAD	Storz 110	•		220	-	368	328	-	-	-	-	214	-	10	24
100	11209470VOL	Storz 110		•	220	-	348	308	-	-	-	-	214	200	10	24
100	-	Barcelona 100			220	-	-	-	-	-	-	-	214	-	10	24
100	-	Barcelona 100	•		220	-	368	328	-	-	-	-	214	-	10	24
100	-	Barcelona 100		•	220	-	348	308	-	-	-	-	214	200	10	24
Protection box of underground fire hydrant																
100	11209490	-	-	-	-	-	-	-	202	-	560	346	-	-	-	23

Option with automatic ball drain, add "P" to the underground fire hydrant
Also available in the option " w/ bend with foot DN 80" [for dimensions and more information see technical sheet 10.1004]