

RECESSED RECTANGULAR MANHOLE COVER

SERIES TELECOM

B125 and D400

12.503



Product description

- Recessed rectangular manhole cover series TELECOM
- Water based black painting

Installation location


- Class B125 - Footways, pedestrian areas and comparable areas, car parks or car parking decks
- Class D400 - Carriageways of roads (including pedestrian streets), hard shoulders and parking areas for all types of road vehicles

Standards

- EN 124-1/2

Features

- Model used in telecommunications networks and in situations where wide and easy access to the manhole is required
- Ductile cast iron cover (EN-GJS-500-7) with water based black painting and steel zinc frame
- Cover with two lifting points for easy operation/handling
- Allow a block paving infill, in this way dissimulate the manhole cover presence fitting it with the involving space
- Characterized for its great dimensions and the modularity, in such a way that the same cover can be used in three distinct frames
- Available in 3 models:
 - A. TL1 807 x 607 model consisting of 1 cover + frame
 - B. TL2 1210 x 607 model consisting of 2 covers + frame
 - C. TL3 1800 x 607 model consisting of 3 covers + frame
- On request hot dip galvanized frame.



Fucoli-Somepal
FUNDAÇÃO DE FERRO, S.A.

Visit our website at www.fucoli-somepal.pt

Head office: Estrada de Coselhas, 3000-125 Coimbra – Portugal | Tel.: (+351) 239 490100 | Fax: (+351) 239 490198

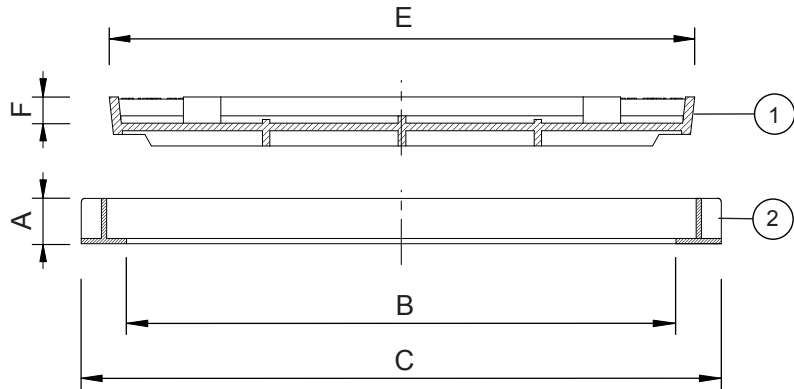

Branch office: Rua de Aveiro 50, 3050-420 Pampilhosa – Portugal | Tel.: (+351) 239 490100 | Fax: (+351) 231 949292 | comercial@fucoli-somepal.pt

RECESSED RECTANGULAR MANHOLE COVER SERIES TELECOM B125 and D400

12.503



Three models available



Component list

pos.	components	material	standard
1	Cover	Ductile iron EN-GJS-500-7	EN 1563
2	Frame	Steel zinc	-

Reference and dimensions

Model - Class	code	Frame			Cover		Weight	
		height mm	clear opening mm	ext. with stone-bolt mm	external mm	recessed height mm	Cover kg approx.	Total kg approx.
		A	B	C	E	F		
□ TL1 807 x 607 - B125	24D3DA2TNEAZZZZ00AA	60	729 x 529	849 x 649	776 x 576	35	44	61
□ TL1 807 x 607 - D400	24D3DA4TNEAZZZZ00AA	60	729 x 529	849 x 649	776 x 576	35	61.3	78
▢ TL2 1210 x 807 - B125	24D3EM2TNEAZZZZ00AA	60	1118 x 729	1238 x 849	(2) 776 x 576	35	(2) 44	117
▢ TL2 1210 x 807 - D400	24D3EM4TNEAZZZZ00AA	60	1118 x 729	1238 x 849	(2) 776 x 576	35	(2) 61.3	152
▣ TL3 1800 x 807 - B125	24D3GR2TNEAZZZZ00AA	60	1707 x 729	1827 x 849	(3) 776 x 576	35	(3) 44	174
▣ TL3 1800 x 807 - D400	24D3GR4TNEAZZZZ00AA	60	1707 x 729	1827 x 849	(3) 776 x 576	35	(3) 61.3	226



Fucoli-Somepal
FUNDAÇÃO DE FERRO, S. R. L.

Visit our website at www.fucoli-somepal.pt

Head office: Estrada de Coselhas, 3000-125 Coimbra – Portugal | Tel.: (+351) 239 490100 | Fax: (+351) 239 490198

Branch office: Rua de Aveiro 50, 3050-420 Pampilhosa – Portugal | Tel.: (+351) 239 490100 | Fax: (+351) 231 949292 | comercial@fucoli-somepal.pt

