

LARGE TOLERANCE MULTIMATERIAL COUPLING FLANGE ADAPTOR WITH GFIX® GRIP SYSTEM and gas sealed DN 50 - 400 PN5

16.401



Product description

- Large tolerance multimaterial coupling flanged adaptor with GFIX® grip system and gas sealed
- Service temperature from - 15°C to 50°C
- Working pressure: 5 bar

Standards

- Designed according to EN 969
- Flange drilling to EN 1092-2 PN10/16

Test according

- EN 969: Positive internal pressure

Corrosion protection


- Epoxy powder coating RAL 5005
- Applied internal and external with a minimum coating thickness of 250 µm
- Fusion bonded epoxy coating according EN 14901 and GSK approved

Approvals

- GSK Epoxy Coating Certificate GSK-ID:1247 (RAL-GZ 662)

Features

- Large tolerance multimaterial coupling flanged adaptor with gas sealed
- GFIX® system allows a high-fidelity seal/locking of the assembly without pipe disconnections
- The pipe block is performed by a tempered serrated rivets system mounted on the conical claws that fit and grip causing no damage on the pipe
- Sealing system in NBR, gas approved
- The sealing is carried out through a seal with O-rings, mounted on a ring made by the grip support, which will slide until being pressed against the pipe
- Allows a maximum angle deflection of 4°
- Bolts and washers in stainless steel A2 and nuts in stainless steel A4 with anti-friction coated protection
- Bolts ends protected with plastic caps
- Allow the connection between pipes with several external diameters and different materials (PE, uPVC, ductile iron, steel, abestos ciment, glass fiber pipes and others) to flanged component
- For PE or uPVC pipe applications, should be used an insert in stainless steel (ref.15.400)
- On request possibility of bolts, washers and nuts in stainless steel A4.



Fucoli Somepal
FUNDAÇÃO DE FERRO, S. A.

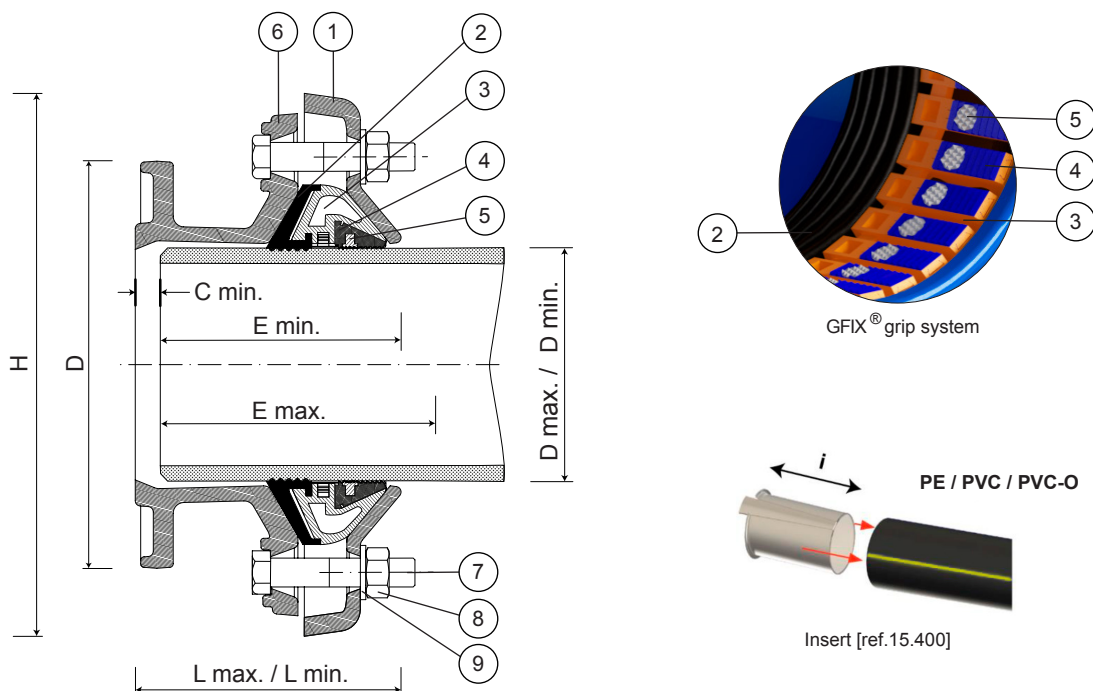
Visit our website at www.fucoli-somepal.pt

Head office: Estrada de Coselhas, 3000-125 Coimbra – Portugal | Tel.: (+351) 239 490100 | Fax: (+351) 239 490198

Branch office: Rua de Aveiro 50, 3050-420 Pampilhosa – Portugal | Tel.: (+351) 239 490100 | Fax: (+351) 231 949292 | comercial@fucoli-somepal.pt

LARGE TOLERANCE MULTIMATERIAL COUPLING FLANGE ADAPTOR WITH GFIX® GRIP SYSTEM and gas sealed DN 50 - 400 PN5

16.401




Component list

pos.	components	material	standard
1	Locking ring	Ductile iron EN-GJS-500-7	EN 1563
2	Sealing	Elastomer NBR	EN 682
3	Gripper support	POM	-
4	Gripper	POM	-
5	Rivets with milling	Tempered steel cq 15	DIN 1654

pos.	components	material	standard
6	Body	Ductile iron EN-GJS-500-7	EN 1563
7	Bolts	Stainless steel A2	EN 10088 - 1
8	Nuts	Stainless steel A4	EN 10088 - 1
9	Washers	Stainless steel A2	EN 10088 - 1

Reference and dimensions

DN flange	D min./max. mm - mm	PN	code	L min./max. mm - mm	H mm	E min./max. mm - mm	C min. mm	Kg approx.	i insert* mm	Bolt		Torque
50	39 - 52	10/16	10900600	129 - 138	195	90 - 120	15	5	175	3 x M12	19 mm	50 - 70 Nm
50	49 - 64	10/16	10900602	128 - 138	197	90 - 120	15	5	175	3 x M12	19 mm	50 - 70 Nm
60/65	63 - 83	10/16	10900604	129 - 143	209	105 - 128	15	8	175	4 x M12	19 mm	50 - 70 Nm
80	78 - 103	10/16	10900606	125 - 143	229	105 - 128	15	9	175	4 x M12	19 mm	50 - 70 Nm
80/100	87 - 117	10/16	10900608	121 - 143	243	105 - 128	15	10	175	4 x M12	19 mm	50 - 70 Nm
100	100 - 130	10/16	10900610	127 - 150	256	105 - 130	20	10	175	4 x M16	24 mm	90 - 120 Nm
125	117 - 147	10/16	10900612	127 - 150	273	105 - 130	20	12	175	4 x M16	24 mm	90 - 120 Nm
150	152 - 182	10/16	10900614	147 - 168	308	115 - 145	20	14	175	4 x M16	24 mm	90 - 120 Nm
200	198 - 228	10/16	10900616	147 - 168	354	115 - 145	20	18	200	4 x M16	24 mm	90 - 120 Nm
200	245 - 285	10/16	10900617	251 - 280	424	150 - 180	95	30	200	6 x M16	24 mm	90 - 120 Nm
250	245 - 285	10/16	10900618	191 - 220	420	150 - 180	30	27	225	6 x M16	24 mm	90 - 120 Nm
300	300 - 340	10/16	10900620	191 - 220	479	150 - 180	30	35	225	8 x M16	24 mm	90 - 120 Nm
300	340 - 380	10/16	10900621	271 - 300	519	150 - 180	110	49	225	8 x M16	24 mm	90 - 120 Nm
350	340 - 380	10/16	10900622	191 - 220	520	150 - 180	40	42	225	8 x M16	24 mm	90 - 120 Nm
400	390 - 430	10	10900624	191 - 220	571	150 - 180	40	49	225	8 x M16	24 mm	90 - 120 Nm
400	390 - 430	16	10900626	191 - 220	571	150 - 180	40	52	225	8 x M16	24 mm	90 - 120 Nm

* recommended for PE, uPVC or PVC-O pipes - insert [ref. 15.400]

Table of tolerances and pipes on next page

TABLE OF TOLERANCES AND PIPES



DN	Tolerances D min. - max. mm - mm	code		Pipes									
		PN10	PN16	HDPE / PE / PVC / PVC-u	Ductile iron		Steel	Asbestos cement					
				ø ext. pipe mm	DN	ø ext. pipe mm	ø ext. pipe mm	DN	Class 6	Class 12	Class 18	Class 24	Class 30
50	39 - 52	10900600	10900600	40 50	-	-	42.4 48.3	-	-	-	-	-	-
50	49 - 64	10900602	10900602	50 63	40	56	48.3 60.3	-	-	-	-	-	-
60/65	63 - 83	10900604	10900604	63 75	50 60 65	66 77 82	76.1	50 60	66 76	66 76	66 76	66 76	66 78
80	78 - 103	10900606	10900606	90	65 80	82 98	88.9 101.6	60 80	- 96	- 96	- 96	- 98	78 -
80/100	87 - 117	10900608	10900608	90 110	80	98	88.9 101.6 114.3	80 100	96 116	96 116	96 -	98 -	104 -
100	100 - 130	10900610	10900610	110 125	100	118	101.6 114.3	80 100	- 116	- 116	- 118	- 122	104 128
125	117 - 147	10900612	10900612	125 140	100 125	118 144	139.7	100 125	- 141	- 141	118 145	122 -	128 -
150	152 - 182	10900614	10900614	160 180	150	170	168.3 177.8	125 150	- 168	- 168	- 174	- 180	157 -
200	198 - 228	10900616	10900616	200 225	200	222	219.1	200	220	222	228	-	-
200	245 - 285	10900617	10900617	250 280	200	274	273	200 250	- 272	- 276	- -	- -	250 -
250	245 - 285	10900618	10900618	250 280	250	274	273	200 250	- 272	- 276	- -	- -	250 -
300	300 - 340	10900620	10900620	315	300	326	323.9	300	324	330	338	-	-
300	340 - 380	10900621	10900621	315	350	378	355.6	300 350	- 376	- -	- -	352 -	366 -
350	343 - 378	10900622	10900622	355	350	378	355.6	300 350	- 376	- -	- -	352 -	366 -
400	390 - 430	10900624	10900626	400	400	429	406.4	350 400	- 428	- -	- -	- -	426 -

