FLANGED SOFT SEALING GATE VALVE ISO TOP FLANGE S15 3000
prepared for electric actuator
DN 40 - 600 PN10/16

01.203

Product description
- Flanged soft sealing gate valve with ISO top flange prepared for electrical actuator series 3000 for drinking water and neutral liquids
- Service temperature from 0ºC (excluding frost) to 70ºC

Standards
- Designed according to EN 1074 part 1 & 2 and EN 1171
- Flange drilling to EN 1092-2 PN10/16
- Face-to-face according to EN 558 series 15
- ISO top flange according to ISO 5210

Tests
All valves are individually hydrostatically tested according to EN 1074-1/2 and EN 12266-1:
- Seal: 1.1 x PN (in bar); Body: 1.5 x PN (in bar). Operation torque test

Corrosion protection
- Epoxy powder coating RAL 5005
- Applied internal and external with a minimum coating thickness of 250 µm
- Potable water approved epoxy coating, fusion bonded according DIN 3476-1, EN 14901-1 and GSK approved

Approvals
- ACS Potability Certificate 26 ACC NY 096
- GSK Epoxy Coating Certificate GSK-ID:1247 (RAL-GZ 662)

Features
- Isolation valve approved for drinking water
- Full bore
- Low operating torque
- The valves from DN 250 to DN 300 are equipped with an axial bearing, from DN 350 to DN 600 are equipped with two thrust bearings to ensure reduced operating torque
- Stainless steel stem with rolled threads produced by cold rolling process, which keeps the steel structure and increase its mechanical resistance
- Stem sealing system with 4 O-rings in EPDM
- O-ring stem sealing exchangeable under pressure
- Wedge fully vulcanized with drinking water approved EPDM
- Top of the wedge conceived with “soft stop” system, which acts as an end stop for the fully open valve
- Wedge with brass nut fixed in the wedge core preventing vibration and ensure a long life span
- Wedge and body designed with “monorail” system
- Round EPDM bonnet gasket fixed in a recess, surrounding the bolts, ensuring a perfect seal
- Body/bonnet bolts in stainless steel A2 encased and sealed ensuring full corrosion protection
- ISO top flange according ISO 5210 for electric actuator or manual gearbox assembling
- Accessories: electric actuator and bevel gearbox
- On request possibility of stem in stainless steel AISI 316L, NBR sealings and wedge nut in different brass alloys.

ATTESTATION DE CONFORMITÉ SANITAIRE ACS

RAL GÜTEZEICHEN SCHWERER KORROSIONSSCHUTZ VON ARMATUREN UND FORMSTÜCKEN

100% MADE IN EUROPE

Fucoli-Somepal FUNDIÇÃO DE FERRO, S.A.

Visit our website at **www.fucoli-somepal.pt**

Head office: Estrada de Coselhas, 3000-125 Coimbra – Portugal | Tel.: (+351) 239 490100
Branch office: Rua de Aveiro 50, 3050-420 Pampilhosa – Portugal | Tel.: (+351) 239 490100 | comercial@fucoli-somepal.pt

Being one of the main objectives of our company the development and satisfaction of our customers, we reserve the right to update, change or replace the specifications presented without prior notice.

FLANGED SOFT SEALING GATE VALVE ISO TOP FLANGE S15 3000

prepared for electric actuator

DN 40 - 600 PN10/16

01.203

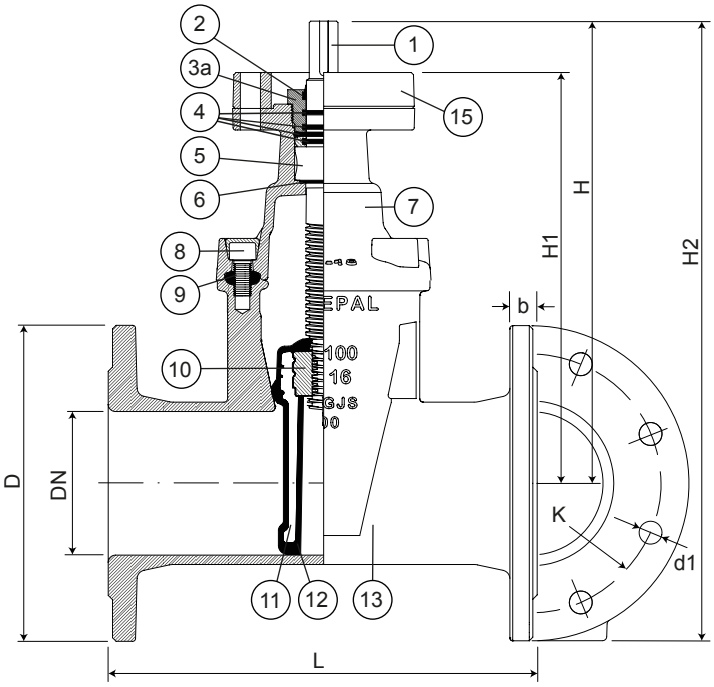

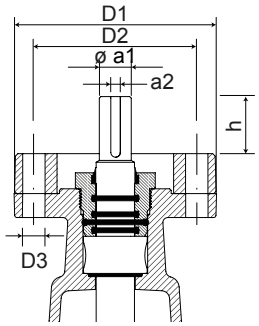

DN 40 up to DN 200

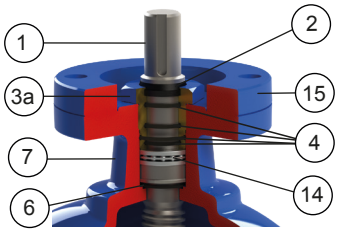

DN 250 up to DN 300

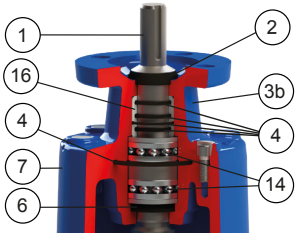

DN 350 up to DN 600

Component list

pos	components	material	standard
1	Stem	Stainless steel AISI 420	EN 10088-1
2	Clearing joint	Elastomer	-
3a	Gland	Brass DZR CW602N	EN 12164
3b	Gland	Ductile iron EN-GJS-500-7	EN 1563
4	O-rings	Elastomer EPDM	EN 681-1
5	Stem washer	Brass DZR CW602N	EN 12164
6	O-ring	Elastomer EPDM	EN 681-1
7	Bonnet	Ductile iron EN-GJS-500-7	EN 1563
8	Bolts	Stainless steel A2	EN 10088-1

pos	components	material	standard
9	Bonnet gasket	Elastomer EPDM	EN 681-1
10	Wedge nut	Brass DZR CW626N	EN 12164
11	Wedge	Ductile iron EN-GJS-500-7	EN 1563
12	Wedge covering	Elastomer EPDM	EN 681-1
13	Body	Ductile iron EN-GJS-500-7	EN 1563
14	Bearing	Steel	ISO 20516
15	Mounting flange	Ductile iron EN-GJS-500-7	EN 1563
16	Gland bush	POM	-

Reference and dimensions

DN	PN	code	D mm	L mm	H mm	H1 mm	H2 mm	K mm	nº x d1 mm	b mm	ISO 5210 flange	D1 mm	D2 mm	nº x D3 mm	ø a1 mm	a2 mm	h mm	turns to open	Kg approx.
40	10/16	10727800	150	240	207	177	282	110	4 x 19	19	F10	125	102	4 x 12	20	6	30	10	11
50	10/16	10727810	165	250	238	208	321	125	4 x 19	19	F10	125	102	4 x 12	20	6	30	13	13
60	10/16	10727820	175	270	250	217	338	135	4 x 19	19	F10	125	102	4 x 12	20	6	33	13	15
65	10/16	10727830	185	270	250	217	343	145	4 x 19	19	F10	125	102	4 x 12	20	6	33	13	15
80	10/16	10727840	200	280	286	253	386	160	8 x 19	19	F10	125	102	4 x 12	20	6	33	16	20
100	10/16	10727850	220	300	325	286	435	180	8 x 19	19	F10	125	102	4 x 12	20	6	39	20	24
125	10/16	10727860	250	325	362	323	487	210	8 x 19	19	F10	125	102	4 x 12	20	6	39	25	30
150	10/16	10727870	285	350	425	384	568	240	8 x 23	19	F10	125	102	4 x 12	20	6	41	30	44
200	10	10727880	340	400	505	459	683	295	8 x 23	20	F10	125	102	4 x 12	20	6	46	34	59
200	16	10727885	340	400	505	459	683	295	12 x 23	20	F10	125	102	4 x 12	20	6	46	34	59
250	10	10727890	400	450	595	545	805	350	12 x 23	22	F14	175	140	4 x 18	30	8	50	42	98
250	16	10727895	400	450	595	545	805	355	12 x 28	22	F14	175	140	4 x 18	30	8	50	42	98
300	10	10727900	455	500	670	620	898	400	12 x 23	24.5	F14	175	140	4 x 18	30	8	50	50	137
300	16	10727905	455	500	670	620	898	410	12 x 28	24.5	F14	175	140	4 x 18	30	8	50	50	137
350	10	10727910	505	550	940	875	1193	460	16 x 23	24.5	F14	175	140	4 x 18	30	8	65	67	257
350	16	10727915	520	550	940	875	1200	470	16 x 28	26.5	F14	175	140	4 x 18	30	8	65	67	261
400	10	10727920	565	600	940	875	1223	515	16 x 28	24.5	F14	175	140	4 x 18	30	8	65	67	280
400	16	10727925	580	600	940	875	1230	525	16 x 31	28	F14	175	140	4 x 18	30	8	65	67	283

continued on next page

All the drawing, technical data, dimensions and weights are not binding. Subject to change. The components may be replaced by equivalent or higher materials without prior notice.

FLANGED SOFT SEALING GATE VALVE ISO TOP FLANGE S15 3000

prepared for electric actuator

DN 40 - 600 PN10/16

01.203

continued from previous page

DN	PN	code	D mm	L mm	H mm	H1 mm	H2 mm	K mm	nº x d1 mm	b mm	ISO 5210 flange	D1 mm	D2 mm	nº x D3 mm	ø a1 mm	a2 mm	h mm	turns to open	Kg approx.
450	10	10727930	615	650	1120	1055	1428	565	20 x 28	25.5	F14	175	140	4 x 18	30	8	65	71	451
450	16	10727935	640	650	1120	1055	1440	585	20 x 31	30	F14	175	140	4 x 18	30	8	65	71	468
500	10	10727940	670	700	1120	1055	1455	620	20 x 28	26.5	F14	175	140	4 x 18	30	8	65	71	485
500	16	10727945	715	700	1120	1055	1478	650	20 x 34	31.5	F14	175	140	4 x 18	30	8	65	71	502
600	10	10727950	780	800	1370	1290	1680	725	20 x 31	30	F16	210	165	4 x 22	40	12	80	86	643
600	16	10727955	840	800	1370	1290	1710	770	20 x 37	36	F16	210	165	4 x 22	40	12	80	86	693